

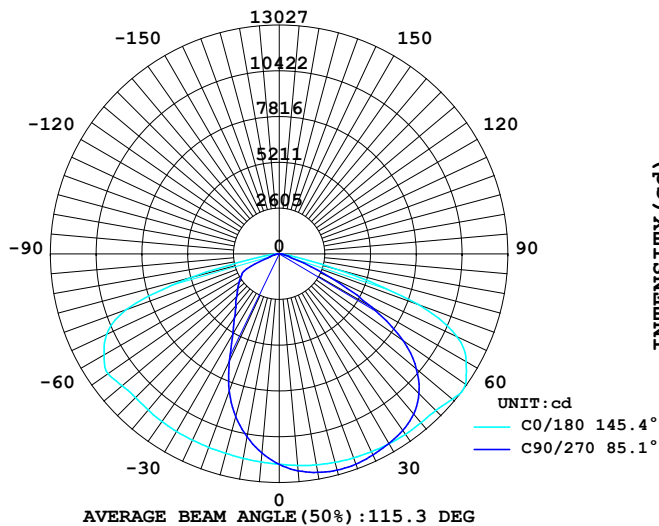
LUMINAIRE PHOTOMETRIC TEST REPORT

Report number:

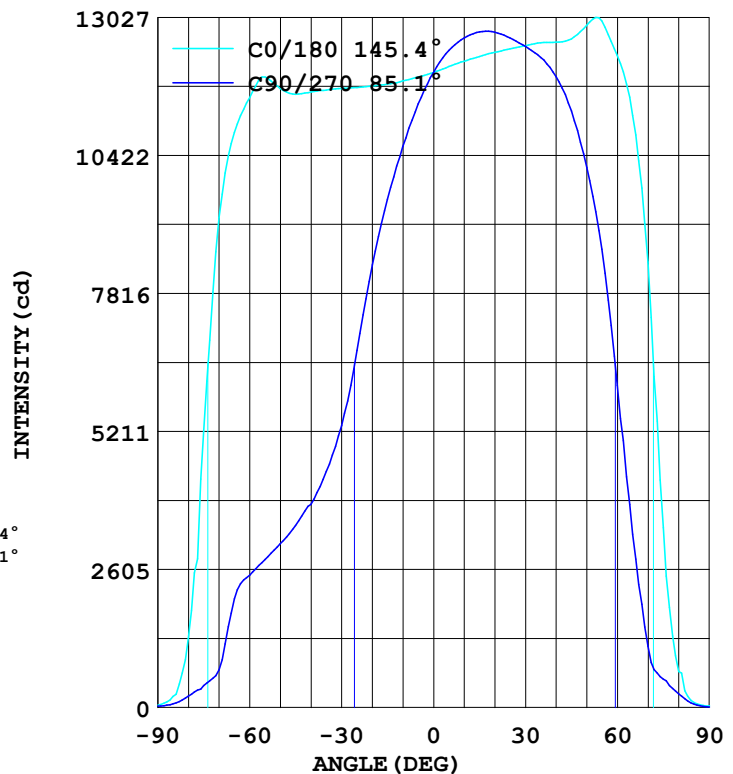
MANUFACTURER: ILUMEN GMBH	Address:	
NAME: Klose	TYPE: IL-FL19-N25040-TY2	WEIGHT:
SPECIFICATION: 2835LED、4000K、type2	DIMENSION:	SERIAL No.:

DATA OF LAMP		Imax(cd)	13838	S/MH (C0/180)	1.50
MODEL		EFFICIENCY (%)	100.0	S/MH (C90/270)	0.83
NOMINAL POWER(W)	250	TOTAL FLUX(lm)	38701	Voltage(V)	230.3
RATED VOLTAGE (V)	230	EFFICIENCY (lm/W)	154.9	Current(A)	1.099
NOMINAL FLUX(lm)	38701.0	η up (%)	0.0	Power(W)	249.8
LAMPS QUANTITY	1	η down (%)	100.0	Power Factor (PF)	0.987
TEST VOLTAGE (V)	230.4	Effective Flux(lm)	38701.0	EEI	0.097

LUMINOUS INTENSITY DISTRIBUTION



LUMINOUS INTENSITY DISTRIBUTION



Test System:
 Temperature: 25.3 DEG
 Operators:
 Test Date: 2024.11.18

Test Set: 5.0 deg/s C-Gamma (TYPE C)
 Humidity: 65.0%
 Test Distance: 10.000 m
 Remarks:

Color Temperature Data List

Report number:

MANUFACTURER: ILUMEN GMBH	Address:	
NAME: Klose	TYPE: IL-FL19-N25040-TY2	WEIGHT:
SPECIFICATION: 2835LED、4000K、type2	DIMENSION:	SERIAL No.:

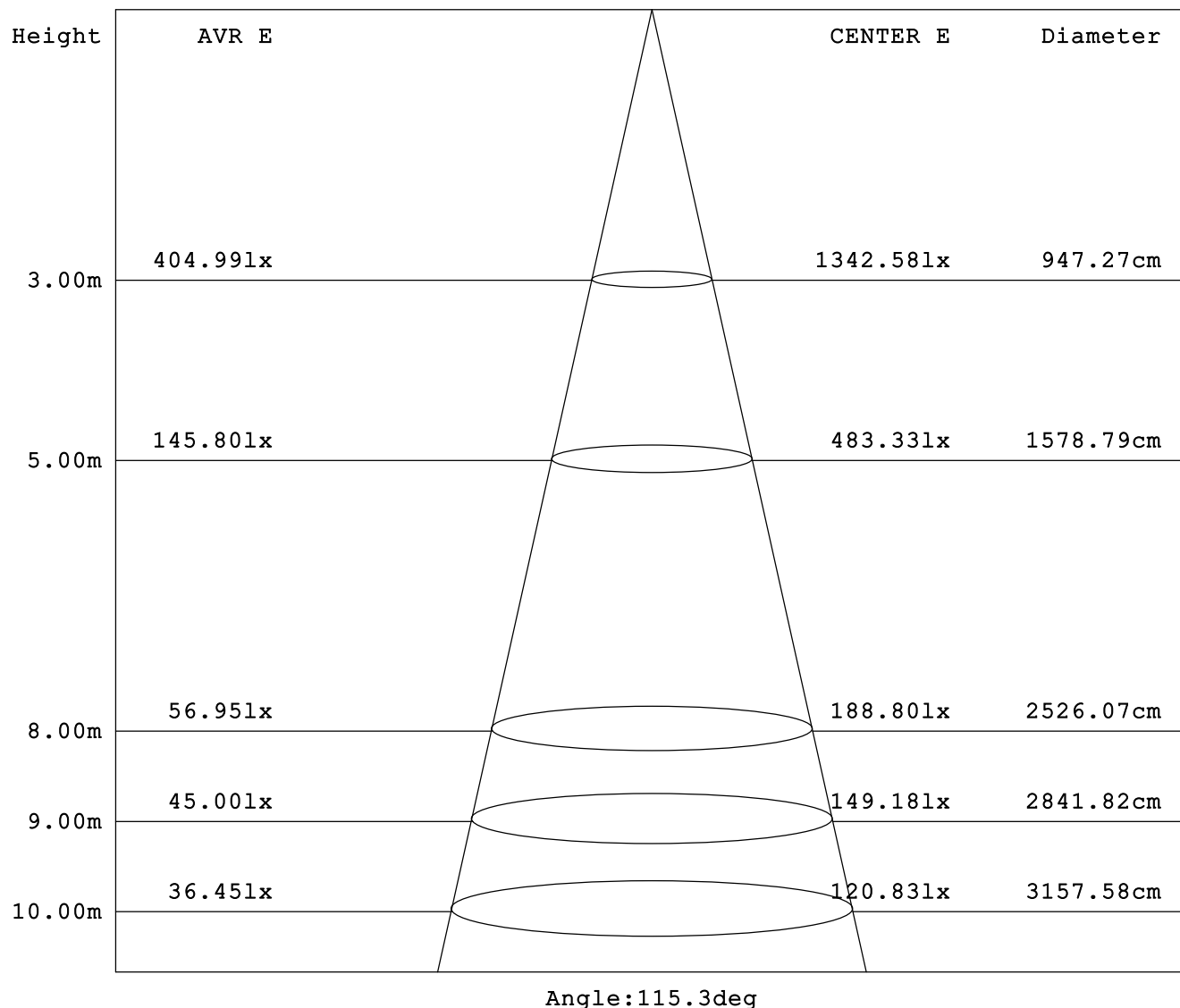
Test System:
Temperature: 25.3DEG
Operators:
Test Date: 2024.11.18

Test Set: 5.0deg/s C-Gamma (TYPE C)
Humidity: 65.0%
Test Distance: 10.000 m
Remarks:

AVERAGE AND CENTER E Figure

Report number:

MANUFACTURER: ILUMEN GMBH	Address:	
NAME: Klose	TYPE: IL-FL19-N25040-TY2	WEIGHT:
SPECIFICATION: 2835LED、4000K、type2	DIMENSION:	SERIAL No.:



Test System:
 Temperature: 25.3DEG
 Operators:
 Test Date: 2024.11.18

Test Set: 5.0deg/s C-Gamma (TYPE C)
 Humidity: 65.0%
 Test Distance: 10.000 m
 Remarks:

ZONAL FLUX DIAGRAM

Report number:

MANUFACTURER: ILUMEN GMBH	Address:	
NAME: Klose	TYPE: IL-FL19-N25040-TY2	WEIGHT:
SPECIFICATION: 2835LED、4000K、type2	DIMENSION:	SERIAL No.:

γ	C0	C45	C90	C135	C180	C225	C270	C315	γ	Zone	total
5.0	1190	1150	1139	1167	1210	1239	1240	1222	0- 5	286.1	286.1
10.0	1183	1095	1059	1126	1220	1269	1264	1236	5- 10	849.7	1136
15.0	1176	1033	958.9	1077	1229	1287	1275	1243	10- 15	1389	2524
20.0	1173	968.4	835.1	1021	1237	1299	1275	1245	15- 20	1888	4413
25.0	1170	890.9	674.1	953.4	1243	1305	1264	1241	20- 25	2331	6743
30.0	1168	797.0	531.9	866.3	1249	1303	1248	1233	25- 30	2703	9447
35.0	1166	682.8	445.6	752.2	1255	1298	1227	1221	30- 35	3015	12461
40.0	1162	544.9	383.3	607.7	1256	1291	1191	1211	35- 40	3278	15739
45.0	1158	430.3	343.7	466.4	1262	1277	1126	1196	40- 45	3488	19228
50.0	1168	353.5	309.3	362.7	1288	1253	1019	1172	45- 50	3642	22870
55.0	1190	297.1	279.6	293.5	1296	1213	864.7	1132	50- 55	3720	26590
60.0	1151	248.8	249.9	238.1	1231	1116	608.1	1051	55- 60	3621	30211
65.0	1086	205.9	205.3	192.1	1118	925.4	327.2	887.7	60- 65	3264	33475
70.0	924.9	164.9	71.20	136.8	840.5	603.4	115.5	615.9	65- 70	2639	36115
75.0	521.1	86.40	41.40	43.34	339.0	172.0	53.19	237.3	70- 75	1673	37788
80.0	130.2	23.35	21.48	14.98	67.99	31.34	25.80	49.61	75- 80	704.7	38493
85.0	20.99	7.553	6.749	4.185	9.412	10.00	6.272	17.84	80- 85	176.6	38669
90.0	4.512	2.235	2.452	2.211	3.331	2.864	1.128	4.141	85- 90	31.59	38701
95.0									90- 95		
100.0									95-100		
105.0									100-105		
110.0									105-110		
115.0									110-115		
120.0									115-120		
125.0									120-125		
130.0									125-130		
135.0									130-135		
140.0									135-140		
145.0									140-145		
150.0									145-150		
155.0									150-155		
160.0									155-160		
165.0									160-165		
170.0									165-170		
175.0									170-175		
180.0									175-180		
DEG	LUMINOUS INTENSITY:×10cd									UNIT:lm	

Test System:
Temperature:25.3DEG
Operators:
Test Date:2024.11.18

Test Set: 5.0deg/s C-Gamma (TYPE C)
Humidity:65.0%
Test Distance:10.000 m
Remarks:

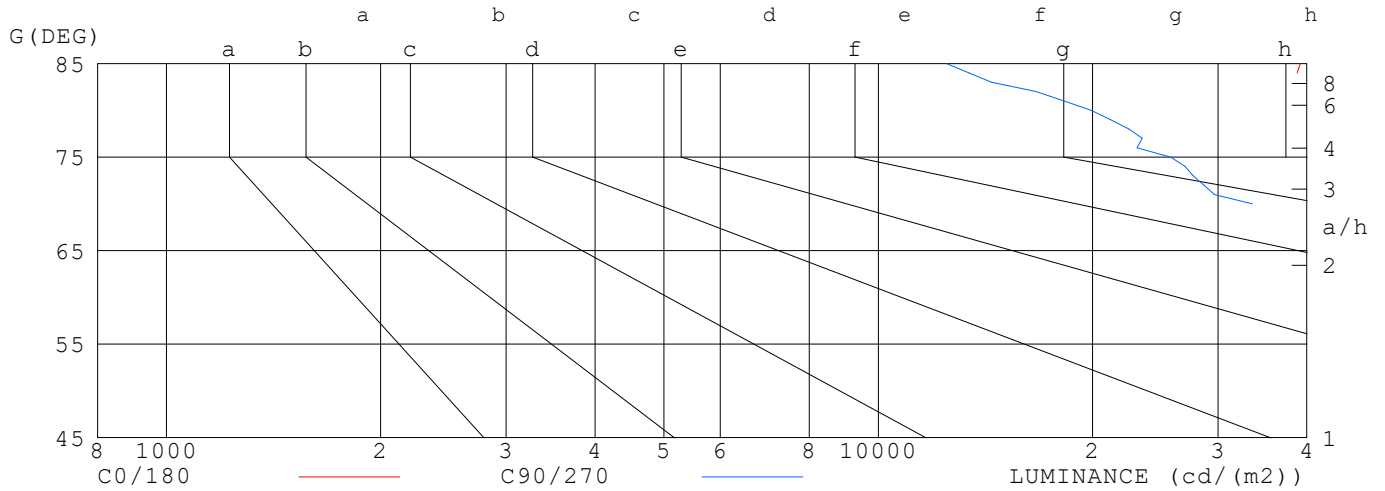
LUMINANCE LIMITATION CURVES

Report number:

MANUFACTURER: ILUMEN GMBH	Address:	
NAME: Klose	TYPE: IL-FL19-N25040-TY2	WEIGHT:
SPECIFICATION: 2835LED、4000K、type2	DIMENSION:	SERIAL No.:

LUMINANCE LIMITATION CURVES

GLARE	CLASS	ILLUMINANCE (lx)							
1.15	A	2000	1000	500	<=300				
1.50	B		2000	1000	500	<=300			
1.85	C			2000	1000	500	<=300		
2.20	D				2000	1000	500	<=300	
2.55	E					2000	1000	500	<=300



LUMINANCE cd/(m²)		
G (DEG)	C0/180	C90/270
85	39165	12467
80	121949	19919
75	327341	25756
70	439688	33516
65	417589	78232
60	374407	80491
55	337362	78493
50	295482	77472
45	266159	78266

Test System:
 Temperature: 25.3 DEG
 Operators:
 Test Date: 2024.11.18

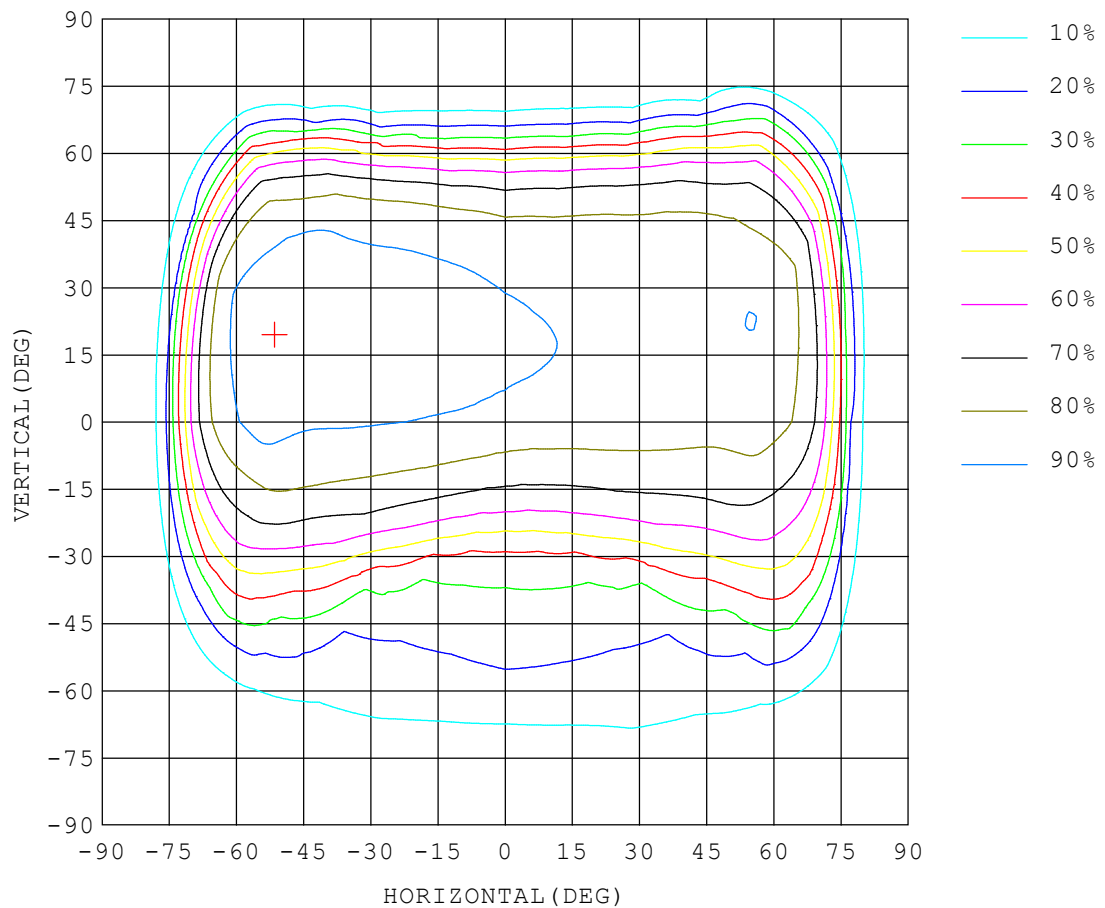
Test Set: 5.0 deg/s C-Gamma (TYPE C)
 Humidity: 65.0%
 Test Distance: 10.000 m
 Remarks:

ISOCANDELA DIAGRAM

Report number:

MANUFACTURER: ILUMEN GMBH	Address:	
NAME: Klose	TYPE: IL-FL19-N25040-TY2	WEIGHT:
SPECIFICATION: 2835LED、4000K、type2	DIMENSION:	SERIAL No.:

UNIT: cd



Test System:
Temperature: 25.3 DEG
Operators:
Test Date: 2024.11.18

Test Set: 5.0 deg/s C-Gamma (TYPE C)
Humidity: 65.0%
Test Distance: 10.000 m
Remarks: